

JULY

2026



# Tyler County Treasurer's Report

INCLUDING MONTHLY INVESTMENT REPORT

SUBMITTED TO COMMISSIONER'S COURT BY LEANN MONK, TYLER COUNTY TREASURER



Tyler County, TX

# My Treasurers Report Summary

Date Range: 06/01/2026 - 06/30/2026

Fund	Beginning Cash Balance	Revenues	Expenses	Net Change Assets	Net Change Liabilities	Calculated Ending Balance	Actual Ending Balance	Calculated - Actual Ending
010 - GENERAL FUND	0.00	307,996.31	1,742,965.94	0.00	-1,198.36	-1,433,771.27	0.00	-1,433,771.27
011 - ADVALOREM TAXES CLEARING	0.00	0.00	0.00	0.00	0.00	0.00	0.00	0.00
012 - TC CHAPTER 19	5,589.85	0.00	0.00	0.00	0.00	5,589.85	5,589.85	0.00
015 - RESTITUTION - COUNTY CLERK	0.00	25.00	0.00	0.00	0.00	25.00	0.00	25.00
016 - TC COLLECTION SP	0.00	0.00	0.00	0.00	0.00	0.00	0.00	0.00
020 - GENERAL ROAD & BRIDGE (County Special)	0.00	78,846.31	78,846.31	0.00	0.00	0.00	0.00	0.00
021 - ROAD & BRIDGE I	0.00	38,666.28	76,485.20	0.00	-35.19	-37,783.73	0.00	-37,783.73
022 - ROAD & BRIDGE II	0.00	42,055.05	72,637.17	0.00	-40.28	-30,541.84	0.00	-30,541.84
023 - ROAD & BRIDGE III	0.00	46,233.09	76,632.89	0.00	-58.41	-30,341.39	0.00	-30,341.39
024 - ROAD & BRIDGE IV	0.00	42,488.31	91,109.40	0.00	713.24	-49,334.33	0.00	-49,334.33
025 - TYLER CO AIRPORT	0.00	23,514.08	39,592.20	0.00	-3.24	-16,074.88	0.00	-16,074.88
026 - TYLER CO. RODEO ARENA/FAIRGRND	0.00	11,594.69	528.25	0.00	0.00	11,066.44	0.00	11,066.44
027 - MIT HAZARD MITIGATION PLANS GRANT	0.00	2,500.00	0.00	0.00	0.00	2,500.00	0.00	2,500.00
028 - ECONOMIC DEVELOPMENT	0.00	2,795.41	0.00	0.00	0.00	2,795.41	0.00	2,795.41
029 - BENEVOLENCE FUND	0.00	272.58	135.00	0.00	0.00	137.58	0.00	137.58
030 - DIST CL'K STATE APPROP	0.00	167.52	0.00	0.00	0.00	167.52	0.00	167.52
031 - COUNTY CLERK RMP	0.00	24.32	0.00	0.00	0.00	24.32	0.00	24.32
032 - C D A FORFEITURE	0.00	32.17	0.00	0.00	0.00	32.17	0.00	32.17
033 - SHERIFF FORFEITURE	0.00	174.00	0.00	0.00	0.00	174.00	0.00	174.00
034 - DISTRICT CLERK RMP	0.00	39,026.14	0.00	0.00	0.00	39,026.14	0.00	39,026.14
035 - AMERICAN RESCUE PLAN ACT FUNDING	0.00	0.00	0.00	0.00	0.00	0.00	0.00	0.00
036 - LIBRARY FUND	0.00	7,315.24	-23,497.27	0.00	0.00	30,812.51	0.00	30,812.51
037 - T C COLLECTION CENTER	0.00	0.00	0.00	0.00	0.00	0.00	0.00	0.00
038 - VIOLENCE AGAINSTWOMEN SPEC PR	0.00	0.00	0.00	0.00	0.00	0.00	0.00	0.00
039 - TXCDBG SMALL BUSINESS LOAN PRJ	0.00	0.00	0.00	0.00	0.00	0.00	0.00	0.00
040 - TXCDBG WATER IMPROVEMENTS GRAN	0.00	0.00	0.00	0.00	0.00	0.00	0.00	0.00
041 - PEACE OFFICER SERVICE FEES	0.00	470.45	0.00	0.00	0.00	470.45	0.00	470.45
042 - HAVA GRANT/CARES ACT	0.00	108.76	0.00	0.00	0.00	108.76	0.00	108.76
043 - JAIL INTEREST & SINKING	414,796.04	4.11	7,139.00	0.00	0.00	407,661.15	407,661.15	0.00
044 - COURTHOUSE SECURITY	0.00	27,541.53	974.72	0.00	-1.53	26,568.34	0.00	26,568.34
045 - COUNTY-RMP	0.00	1,142.56	0.00	0.00	0.00	1,142.56	0.00	1,142.56
046 - RESTITUTION (DISTRICT CLERK)	0.00	1,637.95	0.00	0.00	0.00	1,637.95	0.00	1,637.95
047 - COUNTY-WIDE RIGHT-OF-WAY FUNDB	0.00	4.47	0.00	0.00	0.00	4.47	0.00	4.47
048 - EMERGENCY DISASTER RELIEF	0.00	12,903.34	0.00	0.00	0.00	12,903.34	0.00	12,903.34
049 - C D A TRUST	0.00	62.81	0.00	0.00	0.00	62.81	0.00	62.81
050 - C D A FEES	0.00	0.04	0.00	0.00	0.00	0.04	0.00	0.04
051 - CDA STATE APPROPRIATIONS FUND	0.00	9,747.27	3,200.54	0.00	-4.26	6,550.99	0.00	6,550.99

My Treasurers Report

Date Range: 06/01/2026 - 06/30/2026

Fund	Beginning Cash Balance	Revenues	Expenses	Net Change Assets	Net Change Liabilities	Calculated Ending Balance	Actual Ending Balance	Calculated - Actual Ending
052 - ALTERNATE DISPUTE RESOLUTION	0.00	183.63	0.00	0.00	0.00	183.63	0.00	183.63
053 - ADULT PROBATION	0.00	0.00	0.00	0.00	0.00	0.00	0.00	0.00
054 - JUVENILE PROBATION	0.00	57,195.46	43,299.25	0.00	-573.46	14,469.67	0.00	14,469.67
055 - STATE-CRIM JUSTICE PLANNING	0.00	0.00	0.00	0.00	0.00	0.00	0.00	0.00
056 - STATE-JUDICIAL EDUCATION	0.00	0.00	0.00	0.00	0.00	0.00	0.00	0.00
057 - STATE-LEOCE	0.00	0.00	0.00	0.00	0.00	0.00	0.00	0.00
058 - STATE-JUVENILE DIVERSION	0.00	0.00	0.00	0.00	0.00	0.00	0.00	0.00
059 - STATE-CVC	0.00	0.00	0.00	0.00	0.00	0.00	0.00	0.00
060 - STATE-OCLF INSURANCE	0.00	0.00	0.00	0.00	0.00	0.00	0.00	0.00
061 - STATE-DPS ARREST FEE	0.00	0.00	0.00	0.00	0.00	0.00	0.00	0.00
062 - STATE-COMP REHABILITAT'N	0.00	0.00	0.00	0.00	0.00	0.00	0.00	0.00
063 - STATE-GENERAL REVENUE	0.00	0.00	0.00	0.00	0.00	0.00	0.00	0.00
064 - STATE-LAW ENFORCEMENT MGT	0.00	0.00	0.00	0.00	0.00	0.00	0.00	0.00
065 - STATE-BREATH ALCOHOL TEST	0.00	0.00	0.00	0.00	0.00	0.00	0.00	0.00
066 - STATE-LEOA	0.00	0.00	0.00	0.00	0.00	0.00	0.00	0.00
067 - STATE-TLFTA	0.00	0.00	0.00	0.00	0.00	0.00	0.00	0.00
068 - STATE-TIME PAYMENT	0.00	0.00	0.00	0.00	0.00	0.00	0.00	0.00
069 - STATE-FUGITIVE APPREHENSION	0.00	0.00	0.00	0.00	0.00	0.00	0.00	0.00
070 - STATE-CONSOLIDATED COURT COSTS	0.00	0.00	0.00	0.00	0.00	0.00	0.00	0.00
071 - STATE-JUVENILE CRIME & DELINQ	0.00	0.00	0.00	0.00	0.00	0.00	0.00	0.00
072 - TYLER COUNTY SEACH & RESCUE	0.00	0.77	0.00	0.00	0.00	0.77	0.00	0.77
073 - JUSTICE COURT TECHNOLOGY FUND	0.00	180.72	0.00	0.00	0.00	180.72	0.00	180.72
074 - HOMELAND SECURITY	0.00	33.71	0.00	0.00	0.00	33.71	0.00	33.71
075 - STATE - CORR MGT INST TX/CRIM JUST CTR	0.00	0.00	0.00	0.00	0.00	0.00	0.00	0.00
076 - EMERGENCY OPERATIONS CENTER	0.00	38,294.28	12,646.88	0.00	-13.66	25,661.06	0.00	25,661.06
077 - STATE-CHILD SAFETY SEAT & SEAT BELT VIOLATIONS	0.00	0.00	0.00	0.00	0.00	0.00	0.00	0.00
078 - STATE-TRAFFIC FEE	0.00	0.00	0.00	0.00	0.00	0.00	0.00	0.00
079 - STATE-BAIL BOND FEE	0.00	0.00	0.00	0.00	0.00	0.00	0.00	0.00
080 - STATE-EMS TRAUMA FUND	0.00	0.00	0.00	0.00	0.00	0.00	0.00	0.00
081 - STATE-SEXUAL ASSAULT PROGRAM	0.00	0.00	0.00	0.00	0.00	0.00	0.00	0.00
082 - STATE-SUBSTANCE ABUSE FELONY	0.00	0.00	0.00	0.00	0.00	0.00	0.00	0.00
083 - STATE-DNA TESTING FEE	0.00	0.00	0.00	0.00	0.00	0.00	0.00	0.00
084 - STATE-CHILD ABUSE PREVENTION F	0.00	0.00	0.00	0.00	0.00	0.00	0.00	0.00
085 - STATE-JUDICIAL SUPPORT FEES	0.00	0.00	0.00	0.00	0.00	0.00	0.00	0.00
086 - STATE - JURY REIMBURSEMENT FEE	0.00	0.00	0.00	0.00	0.00	0.00	0.00	0.00
087 - CVA COORDINATING TEAM	0.00	0.00	0.00	0.00	0.00	0.00	0.00	0.00
088 - TJPC-TITLE IVE FUND	0.00	124.87	0.00	0.00	0.00	124.87	0.00	124.87
089 - TYLER COUNTY NUTRITION CENTER	0.00	35,726.41	13,749.44	0.00	-9.92	21,986.89	0.00	21,986.89
090 - STATE-SPECIALTY COURT PROGRAM	0.00	0.00	0.00	0.00	0.00	0.00	0.00	0.00
091 - TXCDBG DISASTER RECOVERY PROJE	0.00	0.00	0.00	0.00	0.00	0.00	0.00	0.00
092 - '07 TXCDBG FLOOD DISASTER PROJ	0.00	0.00	0.00	0.00	0.00	0.00	0.00	0.00
093 - PAYROLL ACCOUNT	-158.93	158.93	0.00	0.00	0.00	0.00	0.00	0.00
094 - STATE - INDIGENT DEFENSE FUND	0.00	0.00	0.00	0.00	0.00	0.00	0.00	0.00

My Treasurers Report

Date Range: 06/01/2026 - 06/30/2026

Fund	Beginning Cash Balance	Revenues	Expenses	Net Change Assets	Net Change Liabilities	Calculated Ending Balance	Actual Ending Balance	Calculated - Actual Ending
095 - STATE- APPELLATE JUDICIAL FUND	0.00	0.00	0.00	0.00	0.00	0.00	0.00	0.00
096 - CHILD WELFARE BOARD FUND	0.00	40.61	0.00	0.00	0.00	40.61	0.00	40.61
097 - CHILD SAFETY FUND	0.00	2,017.00	12,322.44	0.00	-20.41	-10,285.03	0.00	-10,285.03
098 - TC DISASTER PROJECT ROUND II	0.00	0.00	0.00	0.00	0.00	0.00	0.00	0.00
099 - TDA WATER IMPROVMENTS CDV21-0384	0.00	0.00	0.00	0.00	0.00	0.00	0.00	0.00
100 - DETCOG SOCIAL SERVICES BLOCK G	0.00	0.00	0.00	0.00	0.00	0.00	0.00	0.00
101 - SUPPLEMENT COURT QUARDIANSHIP	0.00	135.39	0.00	0.00	0.00	135.39	0.00	135.39
102 - WATER IMPROVEMENT-TC WATER SUPPLY 7220470	0.00	0.00	0.00	0.00	0.00	0.00	0.00	0.00
103 - DISTRICT COURT CRIMINAL TECHNOLOGY FUND	0.00	136.63	0.00	0.00	0.00	136.63	0.00	136.63
104 - Harvey Round 1 (CDBG) 20-065-087-C248	0.00	0.00	0.00	0.00	0.00	0.00	0.00	0.00
105 - CDBG GLO-22-119-009-D419	0.00	0.00	0.00	0.00	0.00	0.00	0.00	0.00
106 - HURRICAN HARVEY ROUND 1 DRS-4332	0.00	0.00	0.00	0.00	0.00	0.00	0.00	0.00
107 - CDBG LOCAL BUYOUT/AQUISITION PROGRAM	0.00	0.00	0.00	0.00	0.00	0.00	0.00	0.00
108 - TX CDBG SENIOR CITIZEN PROJECT	0.00	0.00	0.00	0.00	0.00	0.00	0.00	0.00
109 - DETCOG COMMUNICATIONS GRANT	0.00	0.00	0.00	0.00	0.00	0.00	0.00	0.00
110 - STATE MOVING VIOLATION FEES	0.00	0.00	0.00	0.00	0.00	0.00	0.00	0.00
111 - COURTHOUSE RESTORATION	0.00	3,732.27	0.00	0.00	0.00	3,732.27	0.00	3,732.27
112 - LEGISLATIVE SERVICES	0.00	2,769.74	0.00	0.00	0.00	2,769.74	0.00	2,769.74
113 - CIVIL FEES (ADULT PROBATION)	0.00	3.92	0.00	0.00	0.00	3.92	0.00	3.92
114 - ELECTED OFFICIALS FUND	0.00	0.00	0.00	0.00	0.00	0.00	0.00	0.00
115 - GRANT GLO 24-065-046-E538 STATE MID	0.00	0.00	172,731.26	0.00	0.00	-172,731.26	0.00	-172,731.26
116 - GRANT GLO 24-065-047-E539 HUD MID	0.00	899,191.74	1,055,197.74	0.00	0.00	-156,006.00	0.00	-156,006.00
980 - GENERAL FIXED ASSETS	0.00	0.00	0.00	0.00	0.00	0.00	0.00	0.00
999 - POOLED CASH	10,703,340.76	0.00	0.00	80,899.65	0.00	10,622,441.11	8,489,776.93	2,132,664.18
<b>Report Total:</b>	<b>11,123,567.72</b>	<b>1,737,275.87</b>	<b>3,476,696.36</b>	<b>80,899.65</b>	<b>-1,245.48</b>	<b>9,304,493.06</b>	<b>8,903,027.93</b>	<b>401,465.13</b>

TYLER COUNTY, TEXAS  
MONTHLY INVESTMENT REPORT

Prepared by the Tyler County Treasurer for the month ending June 30, 2026

---

A. As of March 31, 2026 the investment position of Tyler County was as follows:

1 Texas Class	\$ 1,204,724.83	
2 Texas Class- Gvt.	\$ 940,169.94	
3 Texas Connect (Pool)	\$ 4,495,434.53	GF/EDF/021/22/23/24
4 Meeder Securities	\$ 13,408,121.36	Emerg Dist/C/w RofW
5 Demand - Depository	\$ 8,980,595.45	Treasurers Account

Total Invested \$ 29,029,046.11

B. Summaries of the County's investments in pooled funds (TexasClass, TexasClass Government, Meeder Securities, Texas Connect) are detailed on the attached Investment Pool Summary and investment statements.

C. Separate investments of all funds as of the end of the month are detailed in the attached investment month-end statements. Book value approximates market value for all certificates of deposit.

D. The investments of Tyler County Funds detailed in this and the attached reports are all made in full compliance with the Tyler County Investment Policy as approved by the Commissioners Court in 2026 and with the Public Funds Investment Act (2256.023) of the State of Texas.

Signed:



, Tyler County Treasurer

Tyler County Investment Officer



Tyler County

# Investment Report

As of June 30, 2026



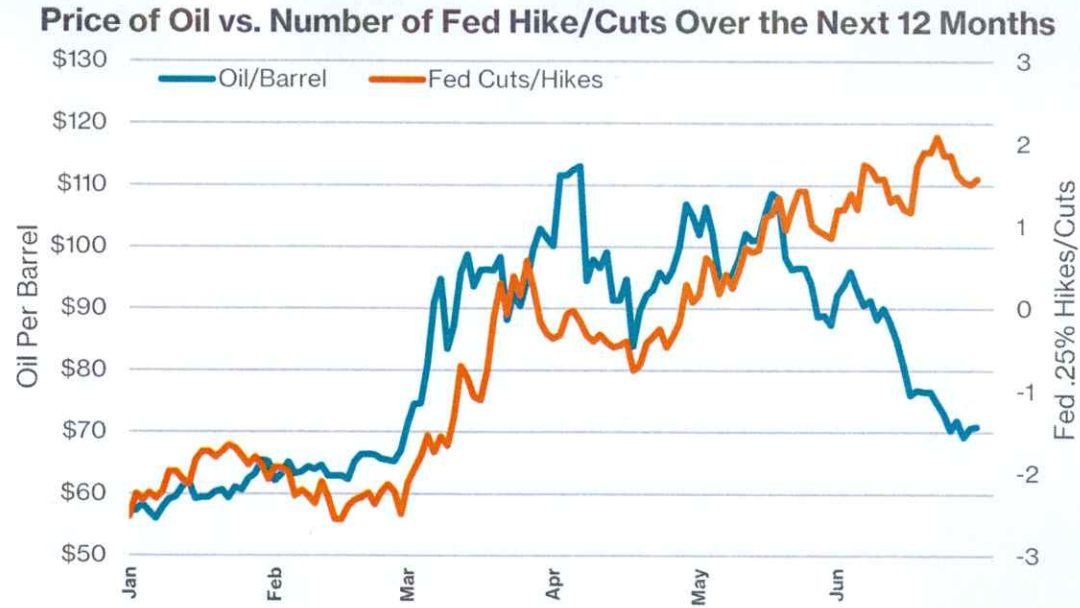
**M E E D E R**

**PUBLIC FUNDS**

# OBSERVATIONS AND EXPECTATIONS

- The Fed delivers a hawkish tone at the June FOMC meeting
- Headline CPI is at the highest level since 2023 primarily due to energy price increases
- U.S. economic growth looks strong for the second quarter of 2026
- Shorter-term interest rates increased in June with a Fed hike projected later this year

- At the end of February (prior to the Iran conflict), the futures market was pricing in approximately 2.5 quarter point cuts by December 2026.
- At the end of June, futures market data were projecting the Fed to hike later this year.



- Q1 2026's GDP was recently revised up from 1.6% to 2.1%.
- This growth surge was primarily driven by lower imports and stronger business investment, even though underlying consumer spending was weak.
- Q2 2026 GDP is projected by Bloomberg surveyed economists to be 2.5%.

SOURCE: BLOOMBERG.

**Real GDP QoQ**



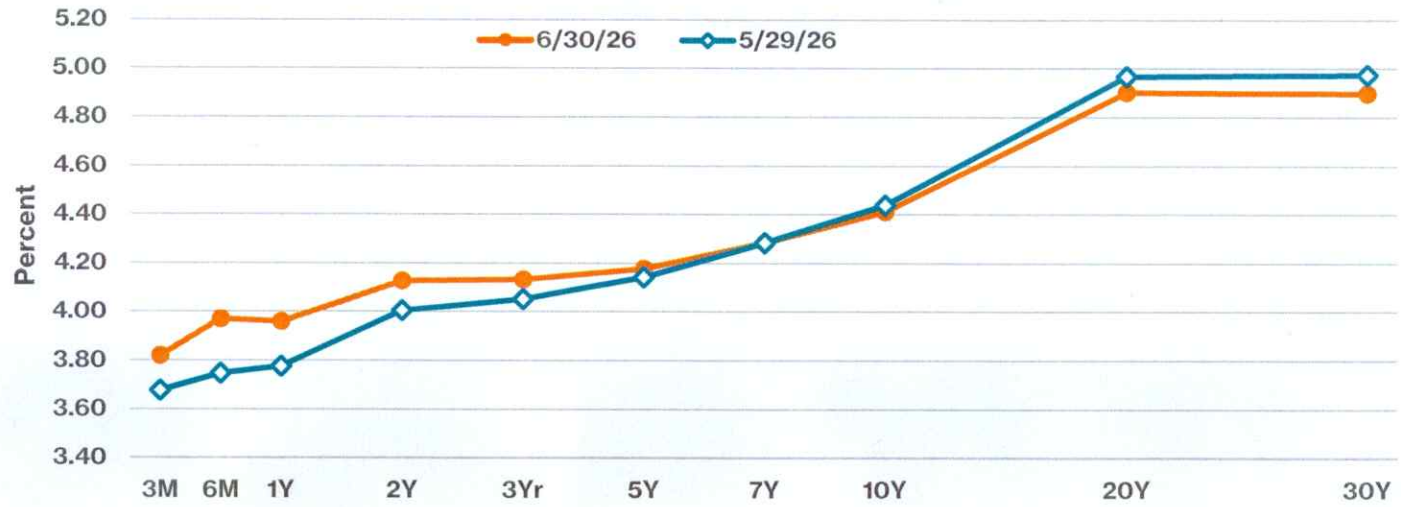
**U.S. Consumer Price Index**



- U.S. inflation data released in May, accelerated to the fastest pace since 2023.
- A surge in energy prices accounted for most of the recent advance.
- However, the recent decline in oil prices should push inflation's rate of change lower for June.

SOURCE: BLOOMBERG

### U.S. Treasury Yield Curve Change



### Basis Point Change



## Contents

---

Portfolio Summary	6
Summary by Type	7
Position Statement	9
Cash Reconciliation Report	14
Transaction Statement	15
Amortization Schedule	16
Accrued Interest Schedule	18
Earnings by Fund	21

## Portfolio Summary

**3.83**

Weighted Average Yield to Maturity

**0.35**

Weighted Average Maturity (Years)

**0.66**

Portfolio Effective Duration (Years)

**0.35**

Weighted Average Life (Years)

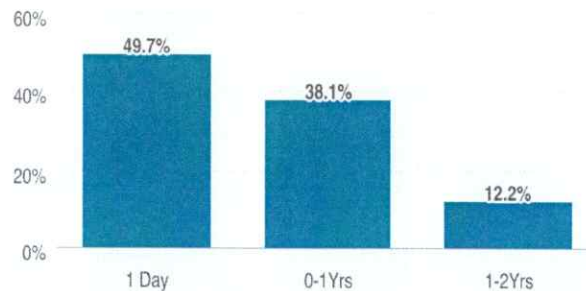
**AA**

Average Credit Rating

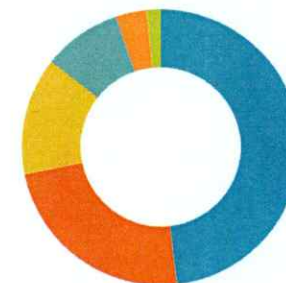
## Portfolio Position

Par Value	\$17,903,556
Principal Cost	\$17,821,821
Book Value	\$17,843,569
Market Value	\$17,828,626
Unrealized Gain/Loss	(\$14,943)
Accrued Interest	\$60,142

## Maturity Distribution



## Sector Allocation



● LGIP	48.10%
● U.S. Treasuries	23.66%
● Commercial Paper	13.76%
● Municipal Bonds	9.20%
● U.S. Agencies	3.63%
● Money Market Funds	1.64%

## Summary by Type

SECURITY TYPE	# OF SECURITIES	PAR VALUE	BOOK VALUE	% OF PORTFOLIO	YIELD	DAYS TO FINAL MATURITY
<b>EMERGENCY DISASTER FUND</b>						
Money Market Funds	1	131,454.69	131,454.69	0.73	3.54	1
Commercial Paper	5	1,120,000.00	1,102,834.57	6.17	3.97	143
U.S. Treasuries	9	2,000,000.00	1,995,219.72	11.21	3.80	365
Municipal Bonds	4	770,000.00	770,683.83	4.37	3.80	135
<b>TOTAL</b>	<b>19</b>	<b>4,021,454.69</b>	<b>4,000,192.81</b>	<b>22.40</b>	<b>3.84</b>	<b>247</b>

<b>GENERAL FUND</b>						
LGIP	1	4,080,721.57	4,080,721.57	22.81	3.81	1
Money Market Funds	1	160,945.10	160,945.10	0.90	3.54	1
Commercial Paper	6	1,375,000.00	1,351,164.41	7.55	3.98	161
U.S. Treasuries	9	2,240,000.00	2,234,931.93	12.56	3.82	369
U.S. Agencies	3	660,000.00	649,540.34	3.63	3.77	244
Municipal Bonds	4	870,000.00	870,637.96	4.93	3.81	139
<b>TOTAL</b>	<b>24</b>	<b>9,386,666.67</b>	<b>9,347,941.32</b>	<b>52.38</b>	<b>3.83</b>	<b>142</b>

<b>ROAD &amp; BRIDGE 1</b>						
LGIP	1	918,173.44	918,173.44	5.13	3.81	1
<b>TOTAL</b>	<b>1</b>	<b>918,173.44</b>	<b>918,173.44</b>	<b>5.15</b>	<b>3.81</b>	<b>1</b>

<b>ROAD &amp; BRIDGE 2</b>						
LGIP	1	1,633,167.23	1,633,167.23	9.13	3.81	1
<b>TOTAL</b>	<b>1</b>	<b>1,633,167.23</b>	<b>1,633,167.23</b>	<b>9.16</b>	<b>3.81</b>	<b>1</b>

<b>ROAD &amp; BRIDGE 3</b>						
LGIP	1	1,159,231.40	1,159,231.40	6.48	3.81	1
<b>TOTAL</b>	<b>1</b>	<b>1,159,231.40</b>	<b>1,159,231.40</b>	<b>6.50</b>	<b>3.81</b>	<b>1</b>



## Summary by Type

SECURITY TYPE	# OF SECURITIES	PAR VALUE	BOOK VALUE	% OF PORTFOLIO	YIELD	DAYS TO FINAL MATURITY
<b>ROAD &amp; BRIDGE 4</b>						
LGIP	1	784,862.46	784,862.46	4.39	3.81	1
<b>TOTAL</b>	<b>1</b>	<b>784,862.46</b>	<b>784,862.46</b>	<b>4.40</b>	<b>3.81</b>	<b>1</b>
<hr/>						
<b>GRAND TOTAL</b>	<b>47</b>	<b>17,903,555.89</b>	<b>17,843,568.67</b>	<b>100.00</b>	<b>3.83</b>	<b>130</b>

# Position Statement

CUSIP	DESCRIPTION	TRADE DATE SETTLE DATE	PAR VALUE	PRINCIPAL COST PURCHASED INTEREST	TOTAL COST	YIELD TO MATURITY	MATURITY DATE	DAYS TO MATURITY	MARKET PRICE GAIN/LOSS MARKET VALUE	UNREALIZED GAIN/LOSS BOOK VALUE	% OF MV	MOODY'S S&P RATING
<b>EMERGENCY DISASTER FUND</b>												
<b>MONEY MARKET FUNDS</b>												
58510R580	MEEDER:GOVERN- MENT MM:Y	06/30/2026 06/30/2026	131,454.69	131,454.69 0.00	131,454.69	3.54		1	1.00 131,454.69	0.00 131,454.69	0.74	AAA AAA
<b>MONEY MARKET FUNDS TOTAL</b>			<b>131,454.69</b>	<b>131,454.69 0.00</b>	<b>131,454.69</b>	<b>3.54</b>		<b>1</b>	<b>1.00 131,454.69</b>	<b>0.00 131,454.69</b>	<b>0.74</b>	<b>AAA</b>
<b>COMMERCIAL PAPER</b>												
62479MGN7	MUFG BANK NY 07/22/26	04/21/2026 04/22/2026	120,000.00	118,856.43 0.00	118,856.43	3.81	07/22/2026	22	99.78 119,736.10	0.00 119,736.10	0.67	P-1 A-1
53943SKE6	LLOYDS BANK 10/14/26	04/13/2026 04/14/2026	250,000.00	245,043.75 0.00	245,043.75	3.98	10/14/2026	106	98.86 247,156.25	0.00 247,156.25	1.39	P-1 A-1
60710WM84	MIZUHO BANK NY 12/08/26	04/20/2026 04/21/2026	250,000.00	243,823.96 0.00	243,823.96	3.95	12/08/2026	161	98.29 245,722.22	0.00 245,722.22	1.38	P-1 A-1
22533UMJ9	CREDIT AGR NY 12/18/26	04/13/2026 04/14/2026	250,000.00	243,317.78 0.00	243,317.78	3.99	12/18/2026	171	98.17 245,419.45	0.00 245,419.45	1.38	P-1 A-1
63873KN86	NATIXIS NY 01/08/27	04/13/2026 04/14/2026	250,000.00	242,677.22 0.00	242,677.22	4.04	01/08/2027	192	97.92 244,800.55	0.00 244,800.55	1.37	P-1 A-1
<b>COMMERCIAL PAPER TOTAL</b>			<b>1,120,000.00</b>	<b>1,093,719.14 0.00</b>	<b>1,093,719.14</b>	<b>3.97</b>		<b>143</b>	<b>98.47 1,102,834.57</b>	<b>0.00 1,102,834.57</b>	<b>6.19</b>	<b>A-1</b>
<b>U.S. TREASURIES</b>												
91282CMP3	US TREASURY 4.125 02/28/27	04/10/2026 04/13/2026	200,000.00	200,609.38 986.41	201,595.79	3.77	02/28/2027	243	100.07 200,132.81	(326.60) 200,459.41	112	Aa1 AA+
91282CMV0	US TREASURY 3.875 03/31/27	04/10/2026 04/13/2026	225,000.00	225,272.46 309.68	225,582.14	3.74	03/31/2027	274	99.90 224,771.49	(439.83) 225,211.31	1.26	Aa1 AA+
91282CEN7	US TREASURY 2.750 04/30/27	04/10/2026 04/13/2026	225,000.00	222,679.69 0.00	222,679.69	3.76	04/30/2027	304	98.93 222,583.01	(576.54) 223,159.54	1.25	Aa1 AA+
91282CET4	US TREASURY 2.625 05/31/27	04/10/2026 04/13/2026	225,000.00	222,090.82 0.00	222,090.82	3.80	05/31/2027	335	98.68 222,020.51	(626.79) 222,647.30	1.25	Aa1 AA+
91282CNL1	US TREASURY 3.750 06/30/27	04/10/2026 04/13/2026	225,000.00	224,859.38 0.00	224,859.38	3.80	06/30/2027	365	99.64 224,200.19	(684.26) 224,884.46	1.26	Aa1 AA+
91282CNP2	US TREASURY 3.875 07/31/27	04/10/2026 04/13/2026	225,000.00	225,140.63 1,734.12	226,874.75	3.82	07/31/2027	396	99.72 224,367.19	(750.00) 225,117.19	1.26	Aa1 AA+
91282CNV9	US TREASURY 3.625 08/31/27	04/10/2026 04/13/2026	225,000.00	224,384.77 975.20	225,359.97	3.83	08/31/2027	427	99.43 223,708.01	(773.01) 224,481.01	1.25	Aa1 AA+
91282CPB1	US TREASURY 3.500 09/30/27	04/10/2026 04/13/2026	225,000.00	223,971.68 279.72	224,251.40	3.82	09/30/2027	457	99.21 223,224.61	(898.91) 224,123.53	1.25	Aa1 AA+
91282CLQ2	US TREASURY 3.875 10/15/27	04/13/2026 04/15/2026	225,000.00	225,158.20 0.00	225,158.20	3.83	10/15/2027	472	99.64 224,182.62	(953.35) 225,135.97	1.26	Aa1 AA+
<b>U.S. TREASURIES TOTAL</b>			<b>2,000,000.00</b>	<b>1,994,167.01 4,285.13</b>	<b>1,998,452.14</b>	<b>3.80</b>		<b>365</b>	<b>99.46 1,989,190.43</b>	<b>(6,029.29) 1,995,219.72</b>	<b>11.16</b>	<b>AA+</b>
<b>MUNICIPAL BONDS</b>												

## Position Statement

CUSIP	DESCRIPTION	TRADE DATE SETTLE DATE	PAR VALUE	PRINCIPAL COST PURCHASED INTEREST	TOTAL COST	YIELD TO MATURITY	MATURITY DATE	DAYS TO MATURITY	MARKET PRICE MARKET VALUE	UNREALIZED GAIN/LOSS BOOK VALUE	% OF MV	MOODY'S S&P RATING
0523975J1	AUSTIN TEX 5.000 09/01/26	04/17/2026 04/20/2026	250,000.00	251,090.00 1,701.39	252,791.39	3.76	09/01/2026	63	100.19 250,463.00	(41.33) 250,504.33	1.40	NA AAA
882724V53	TEXAS ST 5.272 10/01/26	04/16/2026 04/17/2026	235,000.00	236,539.25 550.63	237,089.88	3.80	10/01/2026	93	100.35 235,832.84	(15.13) 235,847.97	1.32	NA AAA
366120GM9	GARLAND CITY 4.024 02/15/27	04/17/2026 04/20/2026	230,000.00	230,345.00 1,671.08	232,016.08	3.83	02/15/2027	230	100.00 229,990.57	(271.91) 230,262.48	1.29	NA AA+
4423317A6	HOUSTON CITY 1.314 03/01/27	04/15/2026 04/16/2026	55,000.00	53,777.90 90.34	53,868.24	3.92	03/01/2027	244	98.13 53,968.92	(100.14) 54,069.06	0.30	Aa3 NA
<b>MUNICIPAL BONDS TOTAL</b>			<b>770,000.00</b>	<b>771,752.15 4,013.44</b>	<b>775,765.59</b>	<b>3.80</b>		<b>135</b>	<b>100.04 770,255.33</b>	<b>(428.51) 770,683.83</b>	<b>4.32</b>	<b>AA+</b>
<b>EMERGENCY DISASTER FUND TOTAL</b>			<b>4,021,454.69</b>	<b>3,991,092.99 8,298.57</b>	<b>3,999,391.56</b>	<b>3.84</b>		<b>247</b>	<b>3,993,735.02</b>	<b>(6,457.80) 4,000,192.81</b>	<b>22.40</b>	<b>AA</b>

### GENERAL FUND

#### LGIP

139999998	Texas Connect	06/30/2026 06/30/2026	4,080,721.57	4,080,721.57 0.00	4,080,721.57	3.81		1	1.00 4,080,721.57	0.00 4,080,721.57	22.89	NA
<b>LGIP TOTAL</b>			<b>4,080,721.57</b>	<b>4,080,721.57 0.00</b>	<b>4,080,721.57</b>	<b>3.81</b>		<b>1</b>	<b>1.00 4,080,721.57</b>	<b>0.00 4,080,721.57</b>	<b>22.89</b>	<b>NA</b>

#### MONEY MARKET FUNDS

58510R580	MEEDER-GOVERN- MENT MM;Y	06/30/2026 06/30/2026	160,945.10	160,945.10 0.00	160,945.10	3.54		1	1.00 160,945.10	0.00 160,945.10	0.90	AAA AAA
<b>MONEY MARKET FUNDS TOTAL</b>			<b>160,945.10</b>	<b>160,945.10 0.00</b>	<b>160,945.10</b>	<b>3.54</b>		<b>1</b>	<b>1.00 160,945.10</b>	<b>0.00 160,945.10</b>	<b>0.90</b>	<b>AAA</b>

#### COMMERCIAL PAPER

62479MGN7	MUFG BANK NY 07/22/26	04/21/2026 04/22/2026	125,000.00	123,808.78 0.00	123,808.78	3.81	07/22/2026	22	99.78 124,725.10	0.00 124,725.10	0.70	P-1 A-1
53943SKE6	LLOYDS BANK 10/14/26	04/13/2026 04/14/2026	250,000.00	245,043.75 0.00	245,043.75	3.98	10/14/2026	106	98.86 247,156.25	0.00 247,156.25	1.39	P-1 A-1
60710WM84	MIZUHO BANK NY 12/08/26	04/20/2026 04/21/2026	250,000.00	243,823.96 0.00	243,823.96	3.95	12/08/2026	161	98.29 245,722.22	0.00 245,722.22	1.38	P-1 A-1
22533UMJ9	CREDIT AGRIN Y 12/18/26	04/13/2026 04/14/2026	250,000.00	243,317.78 0.00	243,317.78	3.99	12/18/2026	171	98.17 245,419.45	0.00 245,419.45	1.38	P-1 A-1
63873KN86	NATIXIS NY 01/08/27	04/13/2026 04/14/2026	250,000.00	242,677.22 0.00	242,677.22	4.04	01/08/2027	192	97.92 244,800.55	0.00 244,800.55	1.37	P-1 A-1
89233HQ23	TOYOTA MOTOR CRD 03/02/27	06/05/2026 06/08/2026	250,000.00	242,713.13 0.00	242,713.13	4.05	03/02/2027	245	97.34 243,340.84	0.00 243,340.84	1.36	P-1 A-1+
<b>COMMERCIAL PAPER TOTAL</b>			<b>1,375,000.00</b>	<b>1,341,384.62 0.00</b>	<b>1,341,384.62</b>	<b>3.98</b>		<b>161</b>	<b>98.27 1,351,164.41</b>	<b>0.00 1,351,164.41</b>	<b>7.58</b>	<b>A+</b>

# Position Statement

CUSIP	DESCRIPTION	TRADE DATE SETTLE DATE	PAR VALUE	PRINCIPAL COST PURCHASED INTEREST	TOTAL COST	YIELD TO MATURITY	MATURITY DATE	DAYS TO MATURITY	MARKET PRICE MARKET VALUE	UNREALIZED GAIN/LOSS BOOK VALUE	% OF MV	MOODY'S S&P RATING
<b>U.S. TREASURIES</b>												
91282CMP3	US TREASURY 4.125 02/28/27	04/10/2026 04/13/2026	230,000.00	230,700.78 1,134.38	231,835.16	3.77	02/28/2027	243	100.07 230,152.73	(375.58) 230,528.31	1.29	Aa1 AA+
91282CMV0	US TREASURY 3.875 03/31/27	04/10/2026 04/13/2026	250,000.00	250,302.73 344.09	250,646.82	3.74	03/31/2027	274	99.90 249,746.10	(488.69) 250,234.79	1.40	Aa1 AA+
91282CEN7	US TREASURY 2.750 04/30/27	04/10/2026 04/13/2026	250,000.00	247,421.88 0.00	247,421.88	3.76	04/30/2027	304	98.93 247,314.45	(640.60) 247,955.05	1.39	Aa1 AA+
91282CET4	US TREASURY 2.625 05/31/27	04/10/2026 04/13/2026	250,000.00	246,767.58 0.00	246,767.58	3.80	05/31/2027	335	98.68 246,689.45	(696.44) 247,385.89	1.38	Aa1 AA+
91282CNL1	US TREASURY 3.750 06/30/27	04/10/2026 04/13/2026	250,000.00	249,843.75 0.00	249,843.75	3.80	06/30/2027	365	99.64 249,111.33	(760.29) 249,871.61	1.40	Aa1 AA+
91282CNP2	US TREASURY 3.875 07/31/27	04/10/2026 04/13/2026	250,000.00	250,156.25 1,926.79	252,083.04	3.82	07/31/2027	396	99.72 249,296.88	(833.33) 250,130.21	1.40	Aa1 AA+
91282CNV9	US TREASURY 3.625 08/31/27	04/10/2026 04/13/2026	250,000.00	249,316.41 1,083.56	250,399.97	3.83	08/31/2027	427	99.43 248,564.45	(858.90) 249,423.35	1.39	Aa1 AA+
91282CPB1	US TREASURY 3.500 09/30/27	04/10/2026 04/13/2026	250,000.00	248,857.42 310.79	249,168.21	3.82	09/30/2027	457	99.21 248,027.35	(998.79) 249,026.14	1.39	Aa1 AA+
91282CLX7	US TREASURY 4.125 11/15/27	06/04/2026 06/05/2026	260,000.00	260,396.09 612.02	261,008.11	4.01	11/15/2027	503	99.94 259,837.50	(539.09) 260,376.59	1.46	Aa1 AA+
<b>U.S. TREASURIES TOTAL</b>			<b>2,240,000.00</b>	<b>2,233,762.89 5,411.63</b>	<b>2,239,174.52</b>	<b>3.82</b>		<b>369</b>	<b>99.50 2,228,740.23</b>	<b>(6,191.70) 2,234,931.93</b>	<b>12.50</b>	<b>AA+</b>
<b>U.S. AGENCIES</b>												
313385B88	FHLBANKS D NOTE 08/14/26	04/23/2026 04/23/2026	200,000.00	197,730.58 0.00	197,730.58	3.71	08/14/2026	45	99.52 199,045.04	(71.29) 199,116.33	1.12	P-1 A-1+
3130AXU63	FHLBANKS 4.625 11/17/26	04/23/2026 04/24/2026	180,000.00	180,901.08 0.00	180,901.08	3.72	11/17/2026	140	100.23 180,417.60	(187.47) 180,605.07	1.01	Aa1 AA+
3133EMBX9	FED FARM CR BNKS 0.860 10/05/27 '25	04/10/2026 04/13/2026	280,000.00	268,074.24 53.51	268,127.75	3.85	10/05/2027	462	95.82 268,290.40	(1,528.53) 269,818.93	1.50	Aa1 AA+
<b>U.S. AGENCIES TOTAL</b>			<b>660,000.00</b>	<b>646,705.90 53.51</b>	<b>646,759.41</b>	<b>3.77</b>		<b>244</b>	<b>98.19 647,753.04</b>	<b>(1,787.30) 649,540.34</b>	<b>3.63</b>	<b>AA+</b>
<b>MUNICIPAL BONDS</b>												
0523975J1	AUSTIN TEX 5.000 09/01/26	04/17/2026 04/20/2026	250,000.00	251,090.00 1,701.39	252,791.39	3.76	09/01/2026	63	100.19 250,463.00	(41.33) 250,504.33	1.40	NA AAA
882724V53	TEXAS ST 5.272 10/01/26	04/16/2026 04/17/2026	280,000.00	281,834.00 656.07	282,490.07	3.80	10/01/2026	93	100.35 280,992.32	(18.03) 281,010.35	1.58	NA AAA
366120GM9	GARLAND CITY 4.024 02/15/27	04/17/2026 04/20/2026	270,000.00	270,405.00 1,961.70	272,366.70	3.83	02/15/2027	230	100.00 269,988.93	(319.19) 270,308.12	1.51	NA AA+
4423317A6	HOUSTON CITY 1.314 03/01/27	04/15/2026 04/16/2026	70,000.00	68,444.60 114.97	68,559.57	3.92	03/01/2027	244	98.13 68,687.71	(127.46) 68,815.17	0.39	Aa3 NA
<b>MUNICIPAL BONDS TOTAL</b>			<b>870,000.00</b>	<b>871,773.60 4,434.13</b>	<b>876,207.73</b>	<b>3.81</b>		<b>139</b>	<b>100.02 870,131.96</b>	<b>(506.00) 870,637.96</b>	<b>4.88</b>	<b>AA+</b>
<b>GENERAL FUND TOTAL</b>			<b>9,386,666.67</b>	<b>9,335,293.68 9,899.27</b>	<b>9,345,192.95</b>	<b>3.83</b>		<b>142</b>	<b>99.50 9,339,456.32</b>	<b>(8,485.00) 9,347,941.32</b>	<b>52.38</b>	<b>AA</b>

## Position Statement

CUSIP	DESCRIPTION	TRADE DATE SETTLE DATE	PAR VALUE	PRINCIPAL COST PURCHASED INTEREST	TOTAL COST	YIELD TO MATURITY	MATURITY DATE	DAYS TO MATURITY	MARKET PRICE MARKET VALUE	UNREALIZED GAIN/LOSS BOOK VALUE	% OF MV	MOODY'S S&P RATING
<b>ROAD &amp; BRIDGE 1</b>												
<b>LGIP</b>												
139999998	Texas Connect	06/30/2026 06/30/2026	918,173.44	918,173.44 0.00	918,173.44	3.81		1	1.00 918,173.44	0.00 918,173.44	5.15	NA
<b>LGIP TOTAL</b>			<b>918,173.44</b>	<b>918,173.44</b> <b>0.00</b>	<b>918,173.44</b>	<b>3.81</b>		<b>1</b>	<b>1.00</b> <b>918,173.44</b>	<b>0.00</b> <b>918,173.44</b>	<b>5.15</b>	<b>NA</b>
<b>ROAD &amp; BRIDGE 1 TOTAL</b>			<b>918,173.44</b>	<b>918,173.44</b> <b>0.00</b>	<b>918,173.44</b>	<b>3.81</b>		<b>1</b>	<b>1.00</b> <b>918,173.44</b>	<b>0.00</b> <b>918,173.44</b>	<b>5.15</b>	<b>NA</b>

<b>ROAD &amp; BRIDGE 2</b>												
<b>LGIP</b>												
139999998	Texas Connect	06/30/2026 06/30/2026	1,633,167.23	1,633,167.23 0.00	1,633,167.23	3.81		1	1.00 1,633,167.23	0.00 1,633,167.23	9.16	NA
<b>LGIP TOTAL</b>			<b>1,633,167.23</b>	<b>1,633,167.23</b> <b>0.00</b>	<b>1,633,167.23</b>	<b>3.81</b>		<b>1</b>	<b>1.00</b> <b>1,633,167.23</b>	<b>0.00</b> <b>1,633,167.23</b>	<b>9.16</b>	<b>NA</b>
<b>ROAD &amp; BRIDGE 2 TOTAL</b>			<b>1,633,167.23</b>	<b>1,633,167.23</b> <b>0.00</b>	<b>1,633,167.23</b>	<b>3.81</b>		<b>1</b>	<b>1.00</b> <b>1,633,167.23</b>	<b>0.00</b> <b>1,633,167.23</b>	<b>9.16</b>	<b>NA</b>

<b>ROAD &amp; BRIDGE 3</b>												
<b>LGIP</b>												
139999998	Texas Connect	06/30/2026 06/30/2026	1,159,231.40	1,159,231.40 0.00	1,159,231.40	3.81		1	1.00 1,159,231.40	0.00 1,159,231.40	6.50	NA
<b>LGIP TOTAL</b>			<b>1,159,231.40</b>	<b>1,159,231.40</b> <b>0.00</b>	<b>1,159,231.40</b>	<b>3.81</b>		<b>1</b>	<b>1.00</b> <b>1,159,231.40</b>	<b>0.00</b> <b>1,159,231.40</b>	<b>6.50</b>	<b>NA</b>
<b>ROAD &amp; BRIDGE 3 TOTAL</b>			<b>1,159,231.40</b>	<b>1,159,231.40</b> <b>0.00</b>	<b>1,159,231.40</b>	<b>3.81</b>		<b>1</b>	<b>1.00</b> <b>1,159,231.40</b>	<b>0.00</b> <b>1,159,231.40</b>	<b>6.50</b>	<b>NA</b>

<b>ROAD &amp; BRIDGE 4</b>												
<b>LGIP</b>												

## Position Statement

CUSIP	DESCRIPTION	TRADE DATE SETTLE DATE	PAR VALUE	PRINCIPAL COST PURCHASED INTEREST	TOTAL COST	YIELD TO MATURITY	MATURITY DATE	DAYS TO MATURITY	MARKET PRICE MARKET VALUE	UNREALIZED GAIN/LOSS BOOK VALUE	% OF MV	MOODY'S S&P RATING
139999998	Texas Connect	06/30/2026 06/30/2026	784,862.46	784,862.46 0.00	784,862.46	3.81		1	1.00 784,862.46	0.00 784,862.46	4.40	NA
<b>LGIP TOTAL</b>			<b>784,862.46</b>	<b>784,862.46</b> <b>0.00</b>	<b>784,862.46</b>	<b>3.81</b>		<b>1</b>	<b>1.00</b> <b>784,862.46</b>	<b>0.00</b> <b>784,862.46</b>	<b>4.40</b>	<b>NA</b>
<b>ROAD &amp; BRIDGE 4 TOTAL</b>			<b>784,862.46</b>	<b>784,862.46</b> <b>0.00</b>	<b>784,862.46</b>	<b>3.81</b>		<b>1</b>	<b>1.00</b> <b>784,862.46</b>	<b>0.00</b> <b>784,862.46</b>	<b>4.40</b>	<b>NA</b>
<b>GRAND TOTAL</b>			<b>17,903,555.89</b>	<b>17,821,821.20</b> <b>18,197.84</b>	<b>17,840,019.04</b>	<b>3.83</b>		<b>130</b>	<b>17,828,625.87</b>	<b>(14,942.80)</b> <b>17,843,568.67</b>	<b>100.00</b>	<b>AA</b>

## Cash Reconciliation Report

EMERGENCY DISASTER FUND						
POST DATE	IDENTIFIER	DESCRIPTION	PAR VALUE	FINAL MATURITY	PRINCIPAL	AMOUNT
<b>COUPON</b>						
06/01/2026	91282CET4	US TREASURY 2.625 05/31/27	0.00	05/31/2027	0.00	2,953.13
06/30/2026	91282CNL1	US TREASURY 3.750 06/30/27	0.00	06/30/2027	0.00	4,218.75
<b>COUPON TOTAL</b>			<b>0.00</b>		<b>0.00</b>	<b>7,171.88</b>
POST DATE	IDENTIFIER	DESCRIPTION	PAR VALUE	FINAL MATURITY	PRINCIPAL	AMOUNT
<b>MATURITY</b>						
06/22/2026	62479MFN8	MUFG Bank, Ltd., New York Branch 0.0 06/22/2026	-115,000.00	06/22/2026	-115,000.00	115,000.00
<b>MATURITY TOTAL</b>			<b>-115,000.00</b>		<b>-115,000.00</b>	<b>115,000.00</b>
GENERAL FUND						
POST DATE	IDENTIFIER	DESCRIPTION	PAR VALUE	FINAL MATURITY	PRINCIPAL	AMOUNT
<b>BUY</b>						
06/05/2026	91282CLX7	US TREASURY 4.125 11/15/27	260,000.00	11/15/2027	260,396.09	-261,008.11
06/08/2026	89233HQ23	TOYOTA MOTOR CRD 03/02/27	250,000.00	03/02/2027	242,713.13	-242,713.13
<b>BUY TOTAL</b>			<b>510,000.00</b>		<b>503,109.22</b>	<b>-503,721.24</b>
POST DATE	IDENTIFIER	DESCRIPTION	PAR VALUE	FINAL MATURITY	PRINCIPAL	AMOUNT
<b>COUPON</b>						
06/01/2026	91282CET4	US TREASURY 2.625 05/31/27	0.00	05/31/2027	0.00	3,281.25
06/30/2026	91282CNL1	US TREASURY 3.750 06/30/27	0.00	06/30/2027	0.00	4,687.50
<b>COUPON TOTAL</b>			<b>0.00</b>		<b>0.00</b>	<b>7,968.75</b>
POST DATE	IDENTIFIER	DESCRIPTION	PAR VALUE	FINAL MATURITY	PRINCIPAL	AMOUNT
<b>MATURITY</b>						
06/22/2026	62479MFN8	MUFG Bank, Ltd., New York Branch 0.0 06/22/2026	-125,000.00	06/22/2026	-125,000.00	125,000.00
<b>MATURITY TOTAL</b>			<b>-125,000.00</b>		<b>-125,000.00</b>	<b>125,000.00</b>

## Transaction Statement

GENERAL FUND									
	TRADE DATE	SETTLE DATE	CUSIP	DESCRIPTION	PAR VALUE	PRINCIPAL COST	PURCHASED INTEREST	TOTAL	PURCHASE YIELD
<b>BUY</b>									
	06/04/2026	06/05/2026	91282CLX7	US TREASURY 4.125 11/15/27	260,000.00	260,396.09	612.02	(261,008.11)	4.01
	06/05/2026	06/08/2026	89233HQ23	TOYOTA MOTOR CRD 03/02/27	250,000.00	242,713.13	0.00	(242,713.13)	4.05
<b>BUY TOTAL</b>					<b>510,000.00</b>	<b>503,109.22</b>	<b>612.02</b>	<b>(503,721.24)</b>	<b>4.03</b>
	TRADE DATE	SETTLE DATE	CUSIP	DESCRIPTION	PAR VALUE	BOOK VALUE	TOTAL	NET REALIZED GAIN/LOSS	
<b>MATURITY</b>									
	06/22/2026	06/22/2026	62479MFN8	MUFG Bank, Ltd., New York Branch 0.0 06/22/2026	(125,000.00)	125,000.00	125,000.00	0.00	
<b>MATURITY TOTAL</b>					<b>(125,000.00)</b>	<b>125,000.00</b>	<b>125,000.00</b>	<b>0.00</b>	
EMERGENCY DISASTER FUND									
	TRADE DATE	SETTLE DATE	CUSIP	DESCRIPTION	PAR VALUE	BOOK VALUE	TOTAL	NET REALIZED GAIN/LOSS	
<b>MATURITY</b>									
	06/22/2026	06/22/2026	62479MFN8	MUFG Bank, Ltd., New York Branch 0.0 06/22/2026	(115,000.00)	115,000.00	115,000.00	0.00	
<b>MATURITY TOTAL</b>					<b>(115,000.00)</b>	<b>115,000.00</b>	<b>115,000.00</b>	<b>0.00</b>	

## Amortization Schedule

CUSIP	DESCRIPTION	PAR VALUE	PRINCIPAL COST	ORIGINAL PREMIUM OR DISCOUNT	BEGINNING BOOK VALUE	CURRENT PERIOD AMORT	ENDING BOOK VALUE	TOTAL AMORTIZATION	UNAMORTIZED BALANCE
<b>EMERGENCY DISASTER FUND</b>									
0523975J1	AUSTIN TEX 5.000 09/01/26	250,000.00	251,090.00	1,090.00	250,748.36	(244.03)	250,504.33	(585.67)	504.33
22533UMJ9	CREDIT AGRI NY 12/18/26	250,000.00	243,317.78	(6,682.22)	244,611.11	808.33	245,419.45	2,101.67	(4,580.55)
366120GM9	GARLAND CITY 4.024 02/15/27	230,000.00	230,345.00	345.00	230,296.86	(34.39)	230,262.48	(82.52)	262.48
4423317A6	HOUSTON CITY 1.314 03/01/27	55,000.00	53,777.90	(1,222.10)	53,954.13	114.93	54,069.06	291.16	(930.94)
53943SKE6	LLOYDS BANK 10/14/26	250,000.00	245,043.75	(4,956.25)	246,343.75	812.50	247,156.25	2,112.50	(2,843.75)
60710WM84	MIZUHO BANK NY 12/08/26	250,000.00	243,823.96	(6,176.04)	244,920.14	802.08	245,722.22	1,898.26	(4,277.78)
62479MGN7	MUFG BANK NY 07/22/26	120,000.00	118,856.43	(1,143.57)	119,359.10	377.00	119,736.10	879.67	(263.90)
62479MFN8	MUFG Bank, Ltd., New York Branch 0.0 06/22/2026	115,000.00	114,271.22	(728.78)	114,749.11	250.89	0.00	728.78	0.00
63873KN86	NATIXIS NY 01/08/27	250,000.00	242,677.22	(7,322.78)	243,983.89	816.67	244,800.55	2,123.33	(5,199.45)
882724V53	TEXAS ST 5.272 10/01/26	235,000.00	236,539.25	1,539.25	236,124.48	(276.51)	235,847.97	(691.28)	847.97
91282CET4	US TREASURY 2.625 05/31/27	225,000.00	222,090.82	(2,909.18)	222,435.98	211.32	222,647.30	556.48	(2,352.70)
91282CEN7	US TREASURY 2.750 04/30/27	225,000.00	222,679.69	(2,320.31)	222,977.32	182.22	223,159.54	479.85	(1,840.46)
91282CPB1	US TREASURY 3.500 09/30/27	225,000.00	223,971.68	(1,028.32)	224,065.86	57.66	224,123.53	151.85	(876.47)
91282CNV9	US TREASURY 3.625 08/31/27	225,000.00	224,384.77	(615.23)	224,444.47	36.55	224,481.01	96.24	(518.99)
91282CNL1	US TREASURY 3.750 06/30/27	225,000.00	224,859.38	(140.62)	224,874.93	9.52	224,884.46	25.08	(115.54)
91282CMV0	US TREASURY 3.875 03/31/27	225,000.00	225,272.46	272.46	225,234.53	(23.22)	225,211.31	(61.15)	211.31
91282CNP2	US TREASURY 3.875 07/31/27	225,000.00	225,140.63	140.63	225,126.09	(8.90)	225,117.19	(23.44)	117.19
91282CLQ2	US TREASURY 3.875 10/15/27	225,000.00	225,158.20	158.20	225,144.63	(8.66)	225,135.97	(22.23)	135.97
91282CMP3	US TREASURY 4.125 02/28/27	200,000.00	200,609.38	609.38	200,516.36	(56.95)	200,459.41	(149.97)	459.41
<b>TOTAL</b>		<b>4,005,000.00</b>	<b>3,973,909.52</b>	<b>(31,090.48)</b>	<b>3,979,911.10</b>	<b>3,827.02</b>	<b>3,868,738.12</b>	<b>9,828.60</b>	<b>(21,261.88)</b>

<b>GENERAL FUND</b>									
0523975J1	AUSTIN TEX 5.000 09/01/26	250,000.00	251,090.00	1,090.00	250,748.36	(244.03)	250,504.33	(585.67)	504.33
22533UMJ9	CREDIT AGRI NY 12/18/26	250,000.00	243,317.78	(6,682.22)	244,611.11	808.33	245,419.45	2,101.67	(4,580.55)
3133EMBX9	FED FARM CR BNKS 0.860 10/05/27 '25	280,000.00	268,074.24	(11,925.76)	269,156.39	662.54	269,818.93	1,744.69	(10,181.07)
3130AXU63	FHLBANKS 4.625 11/17/26	180,000.00	180,901.08	901.08	180,735.66	(130.59)	180,605.07	(296.01)	605.07
313385B88	FHLBANKS D NOTE 08/14/26	200,000.00	197,730.58	(2,269.42)	198,513.83	602.50	199,116.33	1,385.75	(883.67)



## Amortization Schedule

CUSIP	DESCRIPTION	PAR VALUE	PRINCIPAL COST	ORIGINAL PREMIUM OR DISCOUNT	BEGINNING BOOK VALUE	CURRENT PERIOD AMORT	ENDING BOOK VALUE	TOTAL AMORTIZATION	UNAMORTIZED BALANCE
366120GM9	GARLAND CITY 4.024 02/15/27	270,000.00	270,405.00	405.00	270,348.49	(40.37)	270,308.12	(96.88)	308.12
4423317A6	HOUSTON CITY 1.314 03/01/27	70,000.00	68,444.60	(1,555.40)	68,668.89	146.28	68,815.17	370.57	(1,184.83)
53943SKE6	LLOYDS BANK 10/14/26	250,000.00	245,043.75	(4,956.25)	246,343.75	812.50	247,156.25	2,112.50	(2,843.75)
60710WM84	MIZUHO BANK NY 12/08/26	250,000.00	243,823.96	(6,176.04)	244,920.14	802.08	245,722.22	1,898.26	(4,277.78)
62479MGN7	MUFG BANK NY 07/22/26	125,000.00	123,808.78	(1,191.22)	124,332.39	392.71	124,725.10	916.32	(274.90)
62479MFN8	MUFG Bank, Ltd., New York Branch 0.0 06/22/2026	125,000.00	124,207.85	(792.15)	124,727.29	272.71	0.00	792.15	0.00
63873KN86	NATIXIS NY 01/08/27	250,000.00	242,677.22	(7,322.78)	243,983.89	816.67	244,800.55	2,123.33	(5,199.45)
882724V53	TEXAS ST 5.272 10/01/26	280,000.00	281,834.00	1,834.00	281,339.81	(329.46)	281,010.35	(823.65)	1,010.35
89233HQ23	TOYOTA MOTOR CRD 03/02/27	250,000.00	242,713.13	(7,286.87)	0.00	627.71	243,340.84	627.71	(6,659.16)
91282CET4	US TREASURY 2.625 05/31/27	250,000.00	246,767.58	(3,232.42)	247,151.09	234.80	247,385.89	618.31	(2,614.11)
91282CEN7	US TREASURY 2.750 04/30/27	250,000.00	247,421.88	(2,578.12)	247,752.58	202.47	247,955.05	533.17	(2,044.95)
91282CPB1	US TREASURY 3.500 09/30/27	250,000.00	248,857.42	(1,142.58)	248,962.07	64.07	249,026.14	168.72	(973.86)
91282CNV9	US TREASURY 3.625 08/31/27	250,000.00	249,316.41	(683.59)	249,382.74	40.61	249,423.35	106.94	(576.65)
91282CNL1	US TREASURY 3.750 06/30/27	250,000.00	249,843.75	(156.25)	249,861.03	10.58	249,871.61	27.86	(128.39)
91282CMV0	US TREASURY 3.875 03/31/27	250,000.00	250,302.73	302.73	250,260.59	(25.80)	250,234.79	(67.94)	234.79
91282CNP2	US TREASURY 3.875 07/31/27	250,000.00	250,156.25	156.25	250,140.10	(9.89)	250,130.21	(26.04)	130.21
91282CMP3	US TREASURY 4.125 02/28/27	230,000.00	230,700.78	700.78	230,593.81	(65.49)	230,528.31	(172.47)	528.31
91282CLX7	US TREASURY 4.125 11/15/27	260,000.00	260,396.09	396.09	0.00	(19.50)	260,376.59	(19.50)	376.59
<b>TOTAL</b>		<b>5,270,000.00</b>	<b>5,217,834.86</b>	<b>(52,165.14)</b>	<b>4,722,534.01</b>	<b>5,631.42</b>	<b>5,106,274.65</b>	<b>13,439.79</b>	<b>(38,725.35)</b>
<b>GRAND TOTAL</b>		<b>9,275,000.00</b>	<b>9,191,744.38</b>	<b>(83,255.62)</b>	<b>8,702,445.11</b>	<b>9,458.45</b>	<b>8,975,012.78</b>	<b>23,268.40</b>	<b>(59,987.22)</b>

## Accrued Interest Schedule

IDENTIFIER	DESCRIPTION	SETTLE DATE	PAR VALUE	PRINCIPAL COST	BEGINNING ACCRUED INTEREST	PURCHASED INTEREST	CURRENT PERIOD ACCRUAL	INTEREST RECEIVED	ENDING ACCRUED INTEREST
<b>EMERGENCY DISASTER FUND</b>									
0523975J1	AUSTIN TEX 5.000 09/01/26	2026-04-20	250,000.00	251,090.00	3,125.00	0.00	1,041.67	0.00	4,166.67
22533UMJ9	CREDIT AGR NY 12/18/26	2026-04-14	250,000.00	243,317.78	0.00	0.00	0.00	0.00	0.00
366120GM9	GARLAND CITY 4.024 02/15/27	2026-04-20	230,000.00	230,345.00	2,725.14	0.00	771.27	0.00	3,496.41
4423317A6	HOUSTON CITY 1.314 03/01/27	2026-04-16	55,000.00	53,777.90	180.68	0.00	60.23	0.00	240.90
53943SKE6	LLOYDS BANK 10/14/26	2026-04-14	250,000.00	245,043.75	0.00	0.00	0.00	0.00	0.00
58510R580	MEEDER:GOVERNMENT MM;Y	2026-06-30	131,454.69	131,454.69	450.27	0.00	137.29	450.27	137.29
60710WM84	MIZUHO BANK NY 12/08/26	2026-04-21	250,000.00	243,823.96	0.00	0.00	0.00	0.00	0.00
62479MGN7	MUFG BANK NY 07/22/26	2026-04-22	120,000.00	118,856.43	0.00	0.00	0.00	0.00	0.00
63873KN86	NATIXIS NY 01/08/27	2026-04-14	250,000.00	242,677.22	0.00	0.00	0.00	0.00	0.00
882724V53	TEXAS ST 5.272 10/01/26	2026-04-17	235,000.00	236,539.25	2,064.87	0.00	1,032.43	0.00	3,097.30
91282CET4	US TREASURY 2.625 05/31/27	2026-04-13	225,000.00	222,090.82	2,969.27	0.00	484.12	2,953.13	500.26
91282CEN7	US TREASURY 2.750 04/30/27	2026-04-13	225,000.00	222,679.69	538.04	0.00	504.42	0.00	1,042.46
91282CPB1	US TREASURY 3.500 09/30/27	2026-04-13	225,000.00	223,971.68	1,334.02	0.00	645.49	0.00	1,979.51
91282CNV9	US TREASURY 3.625 08/31/27	2026-04-13	225,000.00	224,384.77	2,061.23	0.00	664.91	0.00	2,726.14
91282CNL1	US TREASURY 3.750 06/30/27	2026-04-13	225,000.00	224,859.38	3,542.82	0.00	698.86	4,218.75	22.93
91282CMV0	US TREASURY 3.875 03/31/27	2026-04-13	225,000.00	225,272.46	1,476.95	0.00	714.65	0.00	2,191.60
91282CNP2	US TREASURY 3.875 07/31/27	2026-04-13	225,000.00	225,140.63	2,914.28	0.00	722.55	0.00	3,636.83
91282CLQ2	US TREASURY 3.875 10/15/27	2026-04-15	225,000.00	225,158.20	1,119.62	0.00	714.65	0.00	1,834.27
91282CMP3	US TREASURY 4.125 02/28/27	2026-04-13	200,000.00	200,609.38	2,084.92	0.00	672.55	0.00	2,757.47
<b>TOTAL</b>			<b>4,021,454.69</b>	<b>3,991,092.99</b>	<b>26,587.09</b>	<b>0.00</b>	<b>8,865.09</b>	<b>7,622.15</b>	<b>27,830.03</b>

<b>GENERAL FUND</b>									
0523975J1	AUSTIN TEX 5.000 09/01/26	2026-04-20	250,000.00	251,090.00	3,125.00	0.00	1,041.67	0.00	4,166.67
22533UMJ9	CREDIT AGR NY 12/18/26	2026-04-14	250,000.00	243,317.78	0.00	0.00	0.00	0.00	0.00
3133EMBX9	FED FARM CR BNKS 0.860 10/05/27*25	2026-04-13	280,000.00	268,074.24	374.58	0.00	200.67	0.00	575.24
3130AXU63	FHLBANKS 4.625 11/17/26	2026-04-24	180,000.00	180,901.08	323.75	0.00	693.75	0.00	1,017.50
313385B88	FHLBANKS D NOTE 08/14/26	2026-04-23	200,000.00	197,730.58	0.00	0.00	0.00	0.00	0.00
366120GM9	GARLAND CITY 4.024 02/15/27	2026-04-20	270,000.00	270,405.00	3,199.08	0.00	905.40	0.00	4,104.48

## Accrued Interest Schedule

IDENTIFIER	DESCRIPTION	SETTLE DATE	PAR VALUE	PRINCIPAL COST	BEGINNING ACCRUED INTEREST	PURCHASED INTEREST	CURRENT PERIOD ACCRUAL	INTEREST RECEIVED	ENDING ACCRUED INTEREST
4423317A6	HOUSTON CITY 1.314 03/01/27	2026-04-16	70,000.00	68,444.60	229.95	0.00	76.65	0.00	306.60
53943SKE6	LLOYDS BANK 10/14/26	2026-04-14	250,000.00	245,043.75	0.00	0.00	0.00	0.00	0.00
58510R580	MEEDER:GOVERNMENT MM;Y	2026-06-30	160,945.10	160,945.10	651.86	0.00	466.27	651.86	466.27
60710WM84	MIZUHO BANK NY 12/08/26	2026-04-21	250,000.00	243,823.96	0.00	0.00	0.00	0.00	0.00
62479MGN7	MUFG BANK NY 07/22/26	2026-04-22	125,000.00	123,808.78	0.00	0.00	0.00	0.00	0.00
63873KN86	NATIXIS NY 01/08/27	2026-04-14	250,000.00	242,677.22	0.00	0.00	0.00	0.00	0.00
882724V53	TEXAS ST 5.272 10/01/26	2026-04-17	280,000.00	281,834.00	2,460.27	0.00	1,230.13	0.00	3,690.40
89233HQ23	TOYOTA MOTOR CRD 03/02/27	2026-06-08	250,000.00	242,713.13	0.00	0.00	0.00	0.00	0.00
139999998	Texas Connect	2026-06-30	4,080,721.57	4,080,721.57	0.00	0.00	12,693.16	12,693.16	0.00
91282CET4	US TREASURY 2.625 05/31/27	2026-04-13	250,000.00	246,767.58	3,299.18	0.00	537.91	3,281.25	555.84
91282CEN7	US TREASURY 2.750 04/30/27	2026-04-13	250,000.00	247,421.88	597.83	0.00	560.46	0.00	1,158.29
91282CPB1	US TREASURY 3.500 09/30/27	2026-04-13	250,000.00	248,857.42	1,482.24	0.00	717.21	0.00	2,199.45
91282CNV9	US TREASURY 3.625 08/31/27	2026-04-13	250,000.00	249,316.41	2,290.25	0.00	738.79	0.00	3,029.04
91282CNL1	US TREASURY 3.750 06/30/27	2026-04-13	250,000.00	249,843.75	3,936.46	0.00	776.51	4,687.50	25.48
91282CMV0	US TREASURY 3.875 03/31/27	2026-04-13	250,000.00	250,302.73	1,641.05	0.00	794.06	0.00	2,435.11
91282CNP2	US TREASURY 3.875 07/31/27	2026-04-13	250,000.00	250,156.25	3,238.09	0.00	802.83	0.00	4,040.92
91282CMP3	US TREASURY 4.125 02/28/27	2026-04-13	230,000.00	230,700.78	2,397.66	0.00	773.44	0.00	3,171.09
91282CLX7	US TREASURY 4.125 11/15/27	2026-06-05	260,000.00	260,396.09	0.00	(612.02)	757.75	0.00	1,369.77
<b>TOTAL</b>			<b>9,386,666.67</b>	<b>9,335,293.68</b>	<b>29,247.24</b>	<b>(612.02)</b>	<b>23,766.66</b>	<b>21,313.77</b>	<b>32,312.15</b>

ROAD & BRIDGE 1									
139999998	Texas Connect	2026-06-30	918,173.44	918,173.44	0.00	0.00	2,856.00	2,856.00	0.00
<b>TOTAL</b>			<b>918,173.44</b>	<b>918,173.44</b>	<b>0.00</b>	<b>0.00</b>	<b>2,856.00</b>	<b>2,856.00</b>	<b>0.00</b>

ROAD & BRIDGE 2									
139999998	Texas Connect	2026-06-30	1,633,167.23	1,633,167.23	0.00	0.00	5,080.00	5,080.00	0.00
<b>TOTAL</b>			<b>1,633,167.23</b>	<b>1,633,167.23</b>	<b>0.00</b>	<b>0.00</b>	<b>5,080.00</b>	<b>5,080.00</b>	<b>0.00</b>



## Accrued Interest Schedule

IDENTIFIER	DESCRIPTION	SETTLE DATE	PAR VALUE	PRINCIPAL COST	BEGINNING ACCRUED INTEREST	PURCHASED INTEREST	CURRENT PERIOD ACCRUAL	INTEREST RECEIVED	ENDING ACCRUED INTEREST
<b>ROAD &amp; BRIDGE 3</b>									
139999998	Texas Connect	2026-06-30	1,159,231.40	1,159,231.40	0.00	0.00	3,605.81	3,605.81	0.00
<b>TOTAL</b>			<b>1,159,231.40</b>	<b>1,159,231.40</b>	<b>0.00</b>	<b>0.00</b>	<b>3,605.81</b>	<b>3,605.81</b>	<b>0.00</b>
<b>ROAD &amp; BRIDGE 4</b>									
139999998	Texas Connect	2026-06-30	784,862.46	784,862.46	0.00	0.00	2,441.33	2,441.33	0.00
<b>TOTAL</b>			<b>784,862.46</b>	<b>784,862.46</b>	<b>0.00</b>	<b>0.00</b>	<b>2,441.33</b>	<b>2,441.33</b>	<b>0.00</b>
<b>GRAND TOTAL</b>			<b>17,903,555.89</b>	<b>17,821,821.20</b>	<b>55,834.33</b>	<b>(612.02)</b>	<b>46,614.89</b>	<b>42,919.06</b>	<b>60,142.18</b>

## Earnings by Fund

CUSIP	DESCRIPTION	ENDING PAR VALUE	BEGINNING BOOK VALUE	ENDING BOOK VALUE	FINAL MATURITY	COUPON RATE	YIELD	INTEREST EARNED	NET AMORTIZATION/ ACCRETION INCOME	NET REALIZED GAIN/LOSS	ADJUSTED INTEREST EARNINGS
<b>EMERGENCY DISASTER FUND</b>											
0523975J1	AUSTIN TEX 5.000 09/01/26	250,000.00	250,748.36	250,504.33	09/01/2026	5.00	3.76	1,041.67	(244.03)	0.00	797.64
22533UMJ9	CREDIT AGRINY 12/18/26	250,000.00	244,611.11	245,419.45	12/18/2026	0.00	3.99	0.00	808.33	0.00	808.33
366120GM9	GARLAND CITY 4.024 02/15/27	230,000.00	230,296.86	230,262.48	02/15/2027	4.02	3.83	771.27	(34.39)	0.00	736.88
4423317A6	HOUSTON CITY 1.314 03/01/27	55,000.00	53,954.13	54,069.06	03/01/2027	1.31	3.92	60.23	114.93	0.00	175.16
53943SKE6	LLOYDS BANK 10/14/26	250,000.00	246,343.75	247,156.25	10/14/2026	0.00	3.98	0.00	812.50	0.00	812.50
58510R580	MEEDER:GOVERNMENT MM;Y	131,454.69	9,398.41	131,454.69	06/30/2026	3.53	3.54	137.29	0.00	0.00	137.29
60710WM84	MIZUHO BANK NY 12/08/26	250,000.00	244,920.14	245,722.22	12/08/2026	0.00	3.95	0.00	802.08	0.00	802.08
62479MFN8	MUFG Bank, Ltd., New York Branch 0.0 06/22/2026	0.00	114,749.11	0.00	06/22/2026	0.00	3.76	0.00	250.89	0.00	250.89
62479MGN7	MUFG BANK NY 07/22/26	120,000.00	119,359.10	119,736.10	07/22/2026	0.00	3.81	0.00	377.00	0.00	377.00
63873KN86	NATIXIS NY 01/08/27	250,000.00	243,983.89	244,800.55	01/08/2027	0.00	4.04	0.00	816.67	0.00	816.67
882724V53	TEXAS ST 5.272 10/01/26	235,000.00	236,124.48	235,847.97	10/01/2026	5.27	3.80	1,032.43	(276.51)	0.00	755.92
91282CEN7	US TREASURY 2.750 04/30/27	225,000.00	222,977.32	223,159.54	04/30/2027	2.75	3.76	504.42	182.22	0.00	686.64
91282CET4	US TREASURY 2.625 05/31/27	225,000.00	222,435.98	222,647.30	05/31/2027	2.63	3.80	484.12	211.32	0.00	695.44
91282CLQ2	US TREASURY 3.875 10/15/27	225,000.00	225,144.63	225,135.97	10/15/2027	3.88	3.83	714.65	(8.66)	0.00	705.99
91282CMP3	US TREASURY 4.125 02/28/27	200,000.00	200,516.36	200,459.41	02/28/2027	4.13	3.77	672.55	(56.95)	0.00	615.60
91282CMV0	US TREASURY 3.875 03/31/27	225,000.00	225,234.53	225,211.31	03/31/2027	3.88	3.74	714.65	(23.22)	0.00	691.43
91282CNL1	US TREASURY 3.750 06/30/27	225,000.00	224,874.93	224,884.46	06/30/2027	3.75	3.80	698.86	9.52	0.00	708.38
91282CNP2	US TREASURY 3.875 07/31/27	225,000.00	225,126.09	225,117.19	07/31/2027	3.88	3.82	722.55	(8.90)	0.00	713.65
91282CNV9	US TREASURY 3.625 08/31/27	225,000.00	224,444.47	224,481.01	08/31/2027	3.63	3.83	664.91	36.55	0.00	701.46
91282CPB1	US TREASURY 3.500 09/30/27	225,000.00	224,065.86	224,123.53	09/30/2027	3.50	3.82	645.49	57.66	0.00	703.15
<b>TOTAL</b>		<b>4,021,454.69</b>	<b>3,989,309.51</b>	<b>4,000,192.81</b>		<b>2.77</b>	<b>3.84</b>	<b>8,865.09</b>	<b>3,827.02</b>	<b>0.00</b>	<b>12,692.11</b>

<b>GENERAL FUND</b>											
0523975J1	AUSTIN TEX 5.000 09/01/26	250,000.00	250,748.36	250,504.33	09/01/2026	5.00	3.76	1,041.67	(244.03)	0.00	797.64
139999998	Texas Connect	4,080,721.57	4,068,028.41	4,080,721.57	06/30/2026	0.00	3.81	12,693.16	0.00	0.00	12,693.16
22533UMJ9	CREDIT AGRINY 12/18/26	250,000.00	244,611.11	245,419.45	12/18/2026	0.00	3.99	0.00	808.33	0.00	808.33
3130AXU63	FHLBANKS 4.625 11/17/26	180,000.00	180,735.66	180,605.07	11/17/2026	4.63	3.72	693.75	(130.59)	0.00	563.16

## Earnings by Fund

CUSIP	DESCRIPTION	ENDING PAR VALUE	BEGINNING BOOK VALUE	ENDING BOOK VALUE	FINAL MATURITY	COUPON RATE	YIELD	INTEREST EARNED	NET AMORTIZATION/ ACCRETION/ INCOME	NET REALIZED GAIN/LOSS	ADJUSTED INTEREST EARNINGS
313385B88	FHLBANKS D NOTE 08/14/26	200,000.00	198,513.83	199,116.33	08/14/2026	0.00	3.71	0.00	602.50	0.00	602.50
3133EMBX9	FED FARM CR BNKS 0.860 10/05/27 '25	280,000.00	269,156.39	269,818.93	10/05/2027	0.86	3.85	200.67	662.54	0.00	863.21
366120GM9	GARLAND CITY 4.024 02/15/27	270,000.00	270,348.49	270,308.12	02/15/2027	4.02	3.83	905.40	(40.37)	0.00	865.03
4423317A6	HOUSTON CITY 1.314 03/01/27	70,000.00	68,668.89	68,815.17	03/01/2027	1.31	3.92	76.65	146.28	0.00	222.93
53943SKE6	LLOYDS BANK 10/14/26	250,000.00	246,343.75	247,156.25	10/14/2026	0.00	3.98	0.00	812.50	0.00	812.50
58510R580	MEEDER.GOVERNMENT MM;Y	160,945.10	531,787.55	160,945.10	06/30/2026	3.53	3.54	466.27	0.00	0.00	466.27
60710WM84	MIZUHO BANK NY 12/08/26	250,000.00	244,920.14	245,722.22	12/08/2026	0.00	3.95	0.00	802.08	0.00	802.08
62479MFn8	MUFG Bank, Ltd., New York Branch 0.0 06/22/2026	0.00	124,727.29	0.00	06/22/2026	0.00	3.76	0.00	272.71	0.00	272.71
62479MGN7	MUFG BANK NY 07/22/26	125,000.00	124,332.39	124,725.10	07/22/2026	0.00	3.81	0.00	392.71	0.00	392.71
63873KN86	NATIXIS NY 01/08/27	250,000.00	243,983.89	244,800.55	01/08/2027	0.00	4.04	0.00	816.67	0.00	816.67
882724V53	TEXAS ST 5.272 10/01/26	280,000.00	281,339.81	281,010.35	10/01/2026	5.27	3.80	1,230.13	(329.46)	0.00	900.67
89233HQ23	TOYOTA MOTOR CRD 03/02/27	250,000.00	0.00	243,340.84	03/02/2027	0.00	4.05	0.00	627.71	0.00	627.71
91282CEN7	US TREASURY 2.750 04/30/27	250,000.00	247,752.58	247,955.05	04/30/2027	2.75	3.76	560.46	202.47	0.00	762.93
91282CET4	US TREASURY 2.625 05/31/27	250,000.00	247,151.09	247,385.89	05/31/2027	2.63	3.80	537.91	234.80	0.00	772.71
91282CLX7	US TREASURY 4.125 11/15/27	260,000.00	0.00	260,376.59	11/15/2027	4.13	4.01	757.75	(19.50)	0.00	738.24
91282CMP3	US TREASURY 4.125 02/28/27	230,000.00	230,593.81	230,528.31	02/28/2027	4.13	3.77	773.44	(65.49)	0.00	707.94
91282CMV0	US TREASURY 3.875 03/31/27	250,000.00	250,260.59	250,234.79	03/31/2027	3.88	3.74	794.06	(25.80)	0.00	768.26
91282CNL1	US TREASURY 3.750 06/30/27	250,000.00	249,861.03	249,871.61	06/30/2027	3.75	3.80	776.51	10.58	0.00	787.09
91282CNP2	US TREASURY 3.875 07/31/27	250,000.00	250,140.10	250,130.21	07/31/2027	3.88	3.82	802.83	(9.89)	0.00	792.94
91282CNV9	US TREASURY 3.625 08/31/27	250,000.00	249,382.74	249,423.35	08/31/2027	3.63	3.83	738.79	40.61	0.00	779.40
91282CPB1	US TREASURY 3.500 09/30/27	250,000.00	248,962.07	249,026.14	09/30/2027	3.50	3.82	717.21	64.07	0.00	781.28
<b>TOTAL</b>		<b>9,386,666.67</b>	<b>9,322,349.97</b>	<b>9,347,941.32</b>		<b>1.46</b>	<b>3.83</b>	<b>23,766.66</b>	<b>5,631.42</b>	<b>0.00</b>	<b>29,398.08</b>

ROAD & BRIDGE 1											
139999998	Texas Connect	918,173.44	915,317.44	918,173.44	06/30/2026	0.00	3.81	2,856.00	0.00	0.00	2,856.00
<b>TOTAL</b>		<b>918,173.44</b>	<b>915,317.44</b>	<b>918,173.44</b>		<b>0.00</b>	<b>3.81</b>	<b>2,856.00</b>	<b>0.00</b>	<b>0.00</b>	<b>2,856.00</b>

## Earnings by Fund

CUSIP	DESCRIPTION	ENDING PAR VALUE	BEGINNING BOOK VALUE	ENDING BOOK VALUE	FINAL MATURITY	COUPON RATE	YIELD	INTEREST EARNED	NET AMORTIZATION/ACCRETION INCOME	NET REALIZED GAIN/LOSS	ADJUSTED INTEREST EARNINGS
<b>ROAD &amp; BRIDGE 2</b>											
139999998	Texas Connect	1,633,167.23	1,628,087.23	1,633,167.23	06/30/2026	0.00	3.81	5,080.00	0.00	0.00	5,080.00
<b>TOTAL</b>		<b>1,633,167.23</b>	<b>1,628,087.23</b>	<b>1,633,167.23</b>		<b>0.00</b>	<b>3.81</b>	<b>5,080.00</b>	<b>0.00</b>	<b>0.00</b>	<b>5,080.00</b>
<b>ROAD &amp; BRIDGE 3</b>											
139999998	Texas Connect	1,159,231.40	1,155,625.59	1,159,231.40	06/30/2026	0.00	3.81	3,605.81	0.00	0.00	3,605.81
<b>TOTAL</b>		<b>1,159,231.40</b>	<b>1,155,625.59</b>	<b>1,159,231.40</b>		<b>0.00</b>	<b>3.81</b>	<b>3,605.81</b>	<b>0.00</b>	<b>0.00</b>	<b>3,605.81</b>
<b>ROAD &amp; BRIDGE 4</b>											
139999998	Texas Connect	784,862.46	782,421.13	784,862.46	06/30/2026	0.00	3.81	2,441.33	0.00	0.00	2,441.33
<b>TOTAL</b>		<b>784,862.46</b>	<b>782,421.13</b>	<b>784,862.46</b>		<b>0.00</b>	<b>3.81</b>	<b>2,441.33</b>	<b>0.00</b>	<b>0.00</b>	<b>2,441.33</b>
<b>GRAND TOTAL</b>		<b>17,903,555.89</b>	<b>17,793,110.87</b>	<b>17,843,568.67</b>		<b>1.39</b>	<b>3.83</b>	<b>46,614.89</b>	<b>9,458.45</b>	<b>0.00</b>	<b>56,073.33</b>

## Disclosure

Meeder provides monthly statements for its investment management clients to provide information about the investment portfolio. The information should not be used for audit or confirmation purposes. Please review your custodial statements and report any inaccuracies or discrepancies.

Certain information and data has been supplied by unaffiliated third parties. Although Meeder believes the information is reliable, it cannot warrant the accuracy of information offered by third parties. Market value may reflect prices received from pricing vendors when current market quotations are not available. Prices may not reflect firm bids or offers and may differ from the value at which the security can be sold.

Statements may include positions from unmanaged accounts provided for reporting purposes. Unmanaged accounts are managed directly by the client and are not included in the accounts managed by Meeder. This information is provided as a client convenience and Meeder assumes no responsibility for performance of these accounts or the accuracy of the data reported.

**Investing involves risk. Past performance is no guarantee of future results. Debt and fixed income securities are subject to credit and interest rate risk. The investment return and principal value of an investment will fluctuate so that an investor's shares, when redeemed, may be worth more or less than their original cost. Current performance may be lower or higher than the performance data quoted.**

Meeder Public Funds, Inc. is a registered investment adviser and affiliate of Meeder Investment Management, Inc. Investment advisory services are provided through Meeder Public Funds, Inc. Please contact us if you would like to receive a copy of our current ADV disclosure brochure or privacy policy.

© 2026 Meeder Investment Management

meederpublicfunds.com | 866.633.3371



**MEEDER**  
PUBLIC FUNDS



Summary Statement

June 30, 2026

Page 1 of 36

Investor ID: TX-01-0643

0000507-0008868 PDF 974840

**County of Tyler**  
**100 W Bluff St Room 105**  
**Woodville, TX 75979**

**Texas CLASS**

**Texas CLASS**

Average Monthly Yield: 3.7666%

		Beginning Balance	Contributions	Withdrawals	Income Earned	Income Earned YTD	Average Daily Balance	Month End Balance
TX-01-0643-0001	EMERGENCY DISASTER FUND	68,132.83	0.00	0.00	211.23	1,271.26	68,245.37	68,344.06
TX-01-0643-0002	ECONOMIC DEVELOPMENT (028)	54,962.97	0.00	0.00	170.41	1,053.05	55,053.76	55,133.38
TX-01-0643-0003	ARPA (35)	0.00	0.00	0.00	0.00	5,774.09	0.00	0.00
TX-01-0643-0004	LIBRARY FUND (36)	99,247.37	0.00	0.00	307.68	1,851.80	99,411.30	99,555.05
TX-01-0643-0005	EMERGENCY OPERATIONS (76)	85,805.41	0.00	0.00	266.00	1,600.96	85,947.13	86,071.41
TX-01-0643-0006	CHILD WELFARE BOARD (96)	9,340.96	0.00	0.00	28.97	174.33	9,356.39	9,369.93



# Summary Statement

June 30, 2026

Page 2 of 36

Investor ID: TX-01-0643

County of Tyler  
100 W Bluff St Room 105  
Woodville, TX 75979

## Texas CLASS - (continued)

		Beginning Balance	Contributions	Withdrawals	Income Earned	Income Earned YTD	Average Daily Balance	Month End Balance
TX-01-0643-0007	CHILD SAFETY FUND (97)	0.00	0.00	0.00	0.00	0.00	0.00	0.00
TX-01-0643-0008	DIST COURT CRIM TECH FUND (103)	35,028.56	0.00	0.00	108.59	653.59	35,086.41	35,137.15
TX-01-0643-0009	COURTHOUSE RESTORATION (111)	780,761.65	0.00	0.00	2,420.58	14,568.03	782,051.31	783,182.23
TX-01-0643-0010	LEGISLATIVE SERVICES (112)	67,721.77	0.00	0.00	209.95	1,263.61	67,833.63	67,931.72
TX-01-0643-0011	GENERAL FUND	0.00	0.00	0.00	0.00	11,966.56	0.00	0.00
<b>TOTAL</b>		<b>1,201,001.52</b>	<b>0.00</b>	<b>0.00</b>	<b>3,723.41</b>	<b>40,177.28</b>	<b>1,202,985.30</b>	<b>1,204,724.93</b>



Summary Statement

June 30, 2026

Page 3 of 36

Investor ID: TX-01-0643

County of Tyler  
 100 W Bluff St Room 105  
 Woodville, TX 75979

Texas CLASS Government

Average Monthly Yield: 3.5434%

		Beginning Balance	Contributions	Withdrawals	Income Earned	Income Earned YTD	Average Daily Balance	Month End Balance
TX-01-0643-4001	GENERAL FUND - GOVY	247,069.98	0.00	0.00	720.56	1,813.96	247,453.56	247,790.54
TX-01-0643-4002	Road & Bridge 1	0.00	0.00	0.00	0.00	4,713.66	0.00	0.00
TX-01-0643-4003	Road & Bridge 2	0.00	0.00	0.00	0.00	6,643.31	0.00	0.00
TX-01-0643-4004	Road & Bridge 3	0.00	0.00	0.00	0.00	2,303.34	0.00	0.00
TX-01-0643-4005	Road & Bridge 4	0.00	0.00	0.00	0.00	1,645.81	0.00	0.00
TX-01-0643-4006	Tyler County Rodeo Arena/Fairgrounds	17,379.71	0.00	0.00	50.69	304.02	17,406.69	17,430.40
TX-01-0643-4007	County Clerk RMP	8,339.15	0.00	0.00	24.32	401.14	8,352.10	8,363.47



Summary Statement

June 30, 2026

Page 4 of 36

Investor ID: TX-01-0643

County of Tyler  
 100 W Bluff St Room 105  
 Woodville, TX 75979

Texas CLASS Government - (continued)

		Beginning Balance	Contributions	Withdrawals	Income Earned	Income Earned YTD	Average Daily Balance	Month End Balance
TX-01-0643-4008	Benevolence Fund	4,669.97	0.00	0.00	13.62	81.62	4,677.21	4,683.59
TX-01-0643-4009	Peace Officer Service Fees	115,863.82	0.00	0.00	337.88	2,026.60	116,043.69	116,201.70
TX-01-0643-4010	Courthouse Security	21,699.03	0.00	0.00	63.28	379.53	21,732.71	21,762.31
TX-01-0643-4011	County RMP	98,484.08	0.00	0.00	287.22	1,722.63	98,636.98	98,771.30
TX-01-0643-4012	County-Wide Right-of-Way Fund	1,523.38	0.00	0.00	4.47	26.89	1,525.76	1,527.85
TX-01-0643-4013	Emergency Disaster Relief	1.41	0.00	0.00	0.00	0.00	1.41	1.41
TX-01-0643-4014	Tyler County Nutrition Center	11,586.43	0.00	0.00	33.79	202.69	11,604.41	11,620.22



Summary Statement

June 30, 2026

Page 5 of 36

Investor ID: TX-01-0643

County of Tyler  
 100 W Bluff St Room 105  
 Woodville, TX 75979

Texas CLASS Government - (continued)

		Beginning Balance	Contributions	Withdrawals	Income Earned	Income Earned YTD	Average Daily Balance	Month End Balance
TX-01-0643-4015	TYLER CO AIRPORT (025)	24,632.40	0.00	0.00	71.83	430.81	24,670.64	24,704.23
TX-01-0643-4016	DIST CLERK STATE APPROP. (30)	57,440.92	0.00	0.00	167.52	1,004.71	57,530.09	57,608.44
TX-01-0643-4017	CDA FORFEITURE (32)	10,427.77	0.00	0.00	30.41	182.43	10,443.96	10,458.18
TX-01-0643-4018	SHERIFF FORFEITURE (33)	11,586.35	0.00	0.00	33.79	202.69	11,604.33	11,620.14
TX-01-0643-4019	DISTRICT CLERK RMP (34)	5,484.08	0.00	0.00	15.98	95.93	5,492.58	5,500.06
TX-01-0643-4020	CDA FEES (50)	31.68	0.00	0.00	0.04	0.26	31.70	31.72
TX-01-0643-4021	CDA STATE APPROP (51)	92,690.92	0.00	0.00	270.30	1,621.28	92,834.81	92,961.22



# Summary Statement

June 30, 2026

Page 6 of 36

Investor ID: TX-01-0643

County of Tyler  
100 W Bluff St Room 105  
Woodville, TX 75979

## Texas CLASS Government - (continued)

		Beginning Balance	Contributions	Withdrawals	Income Earned	Income Earned YTD	Average Daily Balance	Month End Balance
TX-01-0643-4022	JUVENILE PROB (54)	115,863.74	0.00	0.00	337.88	2,026.60	116,043.61	116,201.62
TX-01-0643-4023	JUSTICE COURT (73)	46,345.48	0.00	0.00	135.14	810.59	46,417.42	46,480.62
TX-01-0643-4024	HOMELAND SECURITY (74)	11,556.75	0.00	0.00	33.71	202.17	11,574.70	11,590.46
TX-01-0643-4025	TJPC-TITLE FIVE FUND (88)	34,759.11	0.00	0.00	101.35	607.96	34,813.06	34,860.46
<b>TOTAL</b>		<b>937,436.16</b>	<b>0.00</b>	<b>0.00</b>	<b>2,733.78</b>	<b>29,450.63</b>	<b>938,891.42</b>	<b>940,169.94</b>